

Format of Holding of Specified securities

1. Name of Listed Entity:ADJIA TECHNOLOGIES LIMITED
2. Scrip Code/Name of Scrip/Class of Security:ADJI,,EQUITY SHARES
3. Share Holding Pattern Filed under: Reg. 31(1)(a)/Reg.31(1)(b)/Reg.31(1)(c)
 - a. if under 31(1)(b) then indicate the report for quarter ending 31/03/2022
 - b. if under 31(1)(c) then indicate date of allotment/extinguishment
4. Declaration : The Listed entity is required to submit the following declaration to the extent of submission of information:

Particulars		YES*	NO*
a	Whether the Listed Entity has issued any partly paid up shares		NO
b	Whether the Listed Entity has issued any Convertible Securities or Warrants?		NO
c	Whether the Listed Entity has any shares against which depository receipts are issued?		NO
d	Whether the Listed Entity has any shares in locked-in?		NO
e	Whether any shares held by promoters are pledge or otherwise encumbered?	YES	
			NO

*if the Listed Entity selectes the option 'NO' for the questions above, the columns for the partly paid up shares, Outstanding Convertible Securities/Warrants, depository receipts, locked-in shares, No of shares pledged or otherwise encumbered by promoters, as applicable, shall not be displayed at the time of dissemination on the Stock Exchange website. Also wherever there is 'No' declared by Listed entity in above table the values will be considered as 'Zero' by default on submission of the format of holding of specified securities.

- 5 The tabular format for disclosure of holding of specified securities is as follows:




Table I - Summary Statement holding of specified securities

Category	Category of Shareholder	No of Shareholders	No of fully paid up equity shares held	No of Partly paid-up equity shares held	No of Shares Underlying Depository Receipts	Total No of Shares Held (VII) = (IV)+(V)+(VI)	Shareholding as a % of total no of shares (As a % of (A+B+C2))	Number of Voting Rights held in each class of securities			No of Shares Underlying Outstanding convertible securities (Including Warrants)	Shareholding as a % assuming full conversion of convertible Securities (as a percentage of	Number of Locked in Shares		Number of Shares pledged or otherwise encumbered		Number of equity shares held in dematerialized form
								Class X	Class Y	Total			No.	As a % of total Shares held	No.	As a % of total Shares held	
(I)	(II)	(III)	(IV)	(V)	(VI)	(VII)	(VIII)	(IX)			(X)	(XI)	(XII)	(XIII)	(XIV)		
(A)	Promoter & Promoter Group	1	574000	0	0	574000	65.20	574000	0	574000	65.20	0	177000	30.84	0	0.00	574000
(B)	Public	127	306400	0	0	306400	34.80	306400	0	306400	34.80	0	0	0.00	NA	NA	306400
(C)	Non Promoter-Non Public																
(C1)	Shares underlying DRs	0	0	0	0	0	0.00	0	0	0	0.00	0	0	0.00	NA	NA	0
(C2)	Shares held by Employes Trusts	0	0	0	0	0	0.00	0	0	0	0.00	0	0	0.00	NA	NA	0
	Total:	128	880400	0	0	880400	100.00	880400	0	880400	100.00	0	177000	20.10	0	0.00	880400



Table II - Statement showing shareholding pattern of the Promoter and Promoter Group

Category	Category & Name of the Shareholder	PAN	No of Shareholders	No of fully paid up equity shares held	No of Party paid-up equity shares held	No of Shares Underlying Depository Receipts	Total No of Shares Held (IV+V+VI)	Shareholding as a % of total no of shares (calculated as per SCRR, 1957 (VIII) As a % of (A+B+C2)	Number of Voting Rights held in each class of securities			No of Shares Underlying Outstanding convertible securities (including Warrants)	Shareholding as a % assuming full conversion of convertible Securities (as a percentage of diluted share capital) (VII)+(X) As a % of (A+B+C2)	Number of Locked in Shares		Number of Shares pledged or otherwise encumbered		Number of equity shares held in dematerialized form	
									Class X	Class Y	Total			Total as a % of (A+B+C)	No.	As a % of total Shares held	No.		As a % of total Shares held
(1)	(i)	(ii)	(iii)	(iv)	(v)	(vi)	(vii)	(viii)	(ix)			(x)	(xi)	(xii)		(xiii)	(xiv)		
(a)	Individuals/Hindu undivided Family ROSHAN KUMAR SHRI TULSI RAM RAWAL	CLRPR255-3P	1	574000	0	0	574000	65.20	574000	0	574000	65.20	0	65.20	177000	30.84	0	0.00	574000
(b)	Central Government/State Government(s)		0	574000	0	0	574000	65.20	574000	0	574000	65.20	0	65.20	177000	30.84	0	0.00	574000
(c)	Financial Institutions/Banks		0	0	0	0	0	0.00	0	0	0	0.00	0	0.00	0	0.00	0	0.00	0
(d)	Any Other		0	0	0	0	0	0.00	0	0	0	0.00	0	0.00	0	0.00	0	0.00	0
	Sub-Total (A)(1)		0	0	0	0	0	0.00	0	0	0	0.00	0	0.00	0	0.00	0	0.00	0
(2)	Foreign		1	574000	0	0	574000	65.20	574000	0	574000	65.20	0	65.20	177000	30.84	0	0.00	574000
(a)	Individuals (Non-Resident Individuals/Foreign Individuals)		0	0	0	0	0	0.00	0	0	0	0.00	0	0.00	0	0.00	0	0.00	0
(b)	Government		0	0	0	0	0	0.00	0	0	0	0.00	0	0.00	0	0.00	0	0.00	0
(c)	Institutions		0	0	0	0	0	0.00	0	0	0	0.00	0	0.00	0	0.00	0	0.00	0
(d)	Foreign Portfolio Investor		0	0	0	0	0	0.00	0	0	0	0.00	0	0.00	0	0.00	0	0.00	0
(e)	Any Other		0	0	0	0	0	0.00	0	0	0	0.00	0	0.00	0	0.00	0	0.00	0
	Sub-Total (A)(2)		0	0	0	0	0	0.00	0	0	0	0.00	0	0.00	0	0.00	0	0.00	0
	Total Shareholding of Promoter and Promoter Group (A)=(A)(1)+(A)(2)		1	574000	0	0	574000	65.20	574000	0	574000	65.20	0	65.20	177000	30.84	0	0.00	574000




Table III - Statement showing shareholding pattern of the Public shareholder

Category	Category & Name of the Shareholder	PAN	No of Shareholders	No of fully paid up equity shares held	No of Partly paid-up equity shares held	No of Shares Underlying Depository Receipts	Total No of Shares Held (IV+V+VI)	Shareholding as a % of total no of shares (A+B+C2)	Number of Voting Rights held in each class of securities			No of Shares Underlying Outstanding convertible securities (including Warrants)	Shareholding as a % assuming full conversion of convertible Securities (as a percentage of diluted share capital)	Number of Locked in Shares		Number of Shares pledged or otherwise encumbered		Number of equity shares held in dematerialized form	
									No of Voting Rights		Total as a % of (A+B+C)			No.	As a % of total Shares held	No.	As a % of total Shares held		
									Class X	Class Y									Total
(1)	Institutions	(II)	(III)	(IV)	(V)	(VI)	(VII)	(VIII)	(IX)			(X)	(XI)	(XII)		(XIII)	(XIV)		
(a)	Mutual Funds		0	0	0	0	0	0.00	0	0	0	0.00	0	0.00	0	0.00	NA	NA	0
(b)	Venture Capital Funds		0	0	0	0	0	0.00	0	0	0	0.00	0	0.00	0	0.00	NA	NA	0
(c)	Alternate Investment Funds		0	0	0	0	0	0.00	0	0	0	0.00	0	0.00	0	0.00	NA	NA	0
(d)	Foreign Venture Capital Investors		0	0	0	0	0	0.00	0	0	0	0.00	0	0.00	0	0.00	NA	NA	0
(e)	Foreign Portfolio Investors		0	0	0	0	0	0.00	0	0	0	0.00	0	0.00	0	0.00	NA	NA	0
(f)	Financial Institutions/Banks		0	0	0	0	0	0.00	0	0	0	0.00	0	0.00	0	0.00	NA	NA	0
(g)	Insurance Companies		0	0	0	0	0	0.00	0	0	0	0.00	0	0.00	0	0.00	NA	NA	0
(h)	Provident Funds/Pension Funds		0	0	0	0	0	0.00	0	0	0	0.00	0	0.00	0	0.00	NA	NA	0
(i)	Any Other		0	0	0	0	0	0.00	0	0	0	0.00	0	0.00	0	0.00	NA	NA	0
	Sub Total (B)(1)		0	0	0	0	0	0.00	0	0	0	0.00	0	0.00	0	0.00	NA	NA	0
(2)	Central Government/State Government(s)/President of India		0	0	0	0	0	0.00	0	0	0	0.00	0	0.00	0	0.00	NA	NA	0
	Sub Total (B)(2)		0	0	0	0	0	0.00	0	0	0	0.00	0	0.00	0	0.00	NA	NA	0
(3)	Non-institutions		0	0	0	0	0	0.00	0	0	0	0.00	0	0.00	0	0.00	NA	NA	0
(a)	i. Individual shareholders holding nominal share capital up to Rs. 2 lakhs		114	230425	0	0	0	0.00	0	0	0	0.00	0	0.00	0	0.00	NA	NA	0
	ii. Individual shareholders holding nominal share capital in excess of Rs. 2 lakhs		1	35975	0	0	35975	4.09	35975	0	35975	4.09	0	26.17	0	0.00	NA	NA	230425
	MUJIT AGRAWAL	AXHPA74910	1	35975	0	0	35975	4.09	35975	0	35975	4.09	0	4.09	0	0.00	NA	NA	35975
(b)	NBFCs Registered with RBI		0	0	0	0	0	0.00	0	0	0	0.00	0	0.00	0	0.00	NA	NA	0
(c)	Employee Trusts		0	0	0	0	0	0.00	0	0	0	0.00	0	0.00	0	0.00	NA	NA	0
(d)	Overseas Depositories (Holding DRs)(Balancing figure)		0	0	0	0	0	0.00	0	0	0	0.00	0	0.00	0	0.00	NA	NA	0
(e)	Any Other		0	0	0	0	0	0.00	0	0	0	0.00	0	0.00	0	0.00	NA	NA	0
	BODIES CORPORATES		2	24000	0	0	0	0.00	0	0	0	0.00	0	0.00	0	0.00	NA	NA	0
	JAIPUR STOCK SECURITIES LIMITED.	AAABD362L	1	11200	0	0	11200	1.27	11200	0	11200	1.27	0	2.73	0	0.00	NA	NA	24000
	SHRENI SHARES PRIVATE LIMITED	AAAC4073K	1	12800	0	0	12800	1.45	12800	0	12800	1.45	0	1.27	0	0.00	NA	NA	11200
	NON RESIDENT INDIANS		8	12800	0	0	12800	1.45	12800	0	12800	1.45	0	1.45	0	0.00	NA	NA	12800
	NON RESIDENT INDIAN NON REPATRIABLE		2	3200	0	0	3200	0.36	3200	0	3200	0.36	0	1.45	0	0.00	NA	NA	12800
	Sub Total (B)(3)		127	306400	0	0	306400	34.80	306400	0	306400	34.80	0	34.80	0	0.00	NA	NA	3200
	Total Public Shareholding (B) = (B)(1)+(B)(2)+(B)(3)		127	306400	0	0	306400	34.80	306400	0	306400	34.80	0	34.80	0	0.00	NA	NA	306400






Table IV - Statement showing shareholding pattern of the Non Promoter - Non Public Shareholder

Category	Category & Name of the Shareholder	PAN	No of Shareholders	No of fully paid up equity shares held	No of Partly paid-up equity shares held	No of Shares Underlying Depository Receipts	Total No of Shares Held (V+V+V)	Shareholding as a % of total no of shares (A+B+C2)	Number of Voting Rights held in each class of securities			No of Shares Underlying Outstanding convertible securities (including Warrants)	Shareholding as a % assuming full conversion of convertible Securities (as a percentage of diluted share capital)	Number of Locked In Shares		Number of Shares pledged or otherwise encumbered		Number of equity shares held in dematerialized form
									Class X	Class Y	Total			No.	As a % of total Shares held	No.	As a % of total Shares held	
(1)	(I)	(II)	(III)	(IV)	(V)	(VI)	(VII)	(VIII)	(IX)			(X)	(XI)	(XII)		(XIII)		(XIV)
(2)	Custodian/DR Holder		0	0	0	0	0	0.00	0	0	0	0	0.00	0	0.00	NA	NA	0
	Employee Benefit Trust under SEBI(Share based Employee Benefit) Reg.		0	0	0	0	0	0.00	0	0	0	0	0.00	0	0.00	NA	NA	0
	Total Non-Promoter-Non Public Shareholding (C) = (C)(1)+(C)(2)		0	0	0	0	0	0.00	0	0	0	0	0.00	0	0.00			0



Details of the shareholders acting as persons in Concert including their Shareholding:			
Name of Shareholder	Name of PAC	No of shares	Holding%
Total:		0	0



Details of Shares which remain unclaimed may be given hear along with details such as number of shareholders,

No of Shareholders

No of shares

